



The Children's Reading Foundation

# MY SUMMER READING KIT!

Name: \_\_\_\_\_

Age: \_\_\_\_\_

Summer 20 \_\_\_\_\_

Read Together  
20 Minutes  
Every Day™



# PRINT & CUT BOOKMARKS



Read Together 20  
Minutes Every Day™

Use these bookmarks all summer long. Share with your friends, family, and other readers!










 8 Comprehending Books  
9 Knowing Print Concepts

© 2023 The Children's Reading Foundation®.  
All rights reserved.

# SUMMER READING BINGO

Check off or color in the boxes as you complete each task.  
Can you make a complete row down, across, or diagonally?  
Can you complete all the activities in the boxes?

<p>Read a book with both animals &amp; people</p> 	<p>Read with a parent or caregiver</p>	<p>Visited the library</p>	<p>Re-read my favorite book</p>	<p>Read in my pjs</p> 
<p>Read for 20 minutes</p>	<p>Read a picture book</p> 	<p>Read a book with no words</p>	<p>Read a book with only animal characters</p> 	<p>Read a book with no pictures</p>
<p>Read a book with only people characters</p>	<p>Read a book someone picked for me</p>	<p>Free Space</p>	<p>Read a book about magic</p>	<p>Read a magazine</p>
<p>Read to a stuffed animal</p> 	<p>Read in the car</p>	<p>Read twice in one day!</p>	<p>Read a comic or graphic novel</p>	<p>Visited a bookstore</p>
<p>Traded a book with a friend</p>	<p>Picked out my own book</p> 	<p>Read a book that is also a movie or TV show</p>	<p>Read while lying on my stomach</p> 	<p>Read a true story</p>



Record the books you have read this summer with your child. How many stars do they give each book?

# Summer Reading Tracker

Read Together  
20 Minutes  
Every Day™



TITLE	AUTHOR	RATING
1		☆ ☆ ☆ ☆ ☆
2		☆ ☆ ☆ ☆ ☆
3		☆ ☆ ☆ ☆ ☆
4		☆ ☆ ☆ ☆ ☆
5		☆ ☆ ☆ ☆ ☆
6		☆ ☆ ☆ ☆ ☆
7		☆ ☆ ☆ ☆ ☆
8		☆ ☆ ☆ ☆ ☆
9		☆ ☆ ☆ ☆ ☆
10		☆ ☆ ☆ ☆ ☆
11		☆ ☆ ☆ ☆ ☆
12		☆ ☆ ☆ ☆ ☆
13		☆ ☆ ☆ ☆ ☆
14		☆ ☆ ☆ ☆ ☆
15		☆ ☆ ☆ ☆ ☆
16		☆ ☆ ☆ ☆ ☆
17		☆ ☆ ☆ ☆ ☆
18		☆ ☆ ☆ ☆ ☆
19		☆ ☆ ☆ ☆ ☆
20		☆ ☆ ☆ ☆ ☆





# DESIGN YOUR OWN BOOK COVER



The Children's Reading Foundation

Read Together 20 Minutes Every Day™

Draw a new book cover for one of the books that you and your child have read together this summer. Don't forget to write the title and author's name on the cover.



9 Knowing Print Concepts  
17 Naming Colors

© 2023 The Children's Reading Foundation®.  
All rights reserved.

# • SUMMER FUN BOOK REPORT •




Talk with your child about one of their favorite stories that you read this summer and encourage them to answer the questions below. Are they ready to write? Guide them to answer the questions. Not there yet? Have them draw the answers or dictate them to you as you write them down.

The thing I liked the most about the story is

Rating



Draw a picture of something that happened in the story



Title

Author

Illustrator

Who are the characters?

Where does the story take place?

What happens in the story?

1.

2.

3.



Read Together 20  
Minutes Every Day™

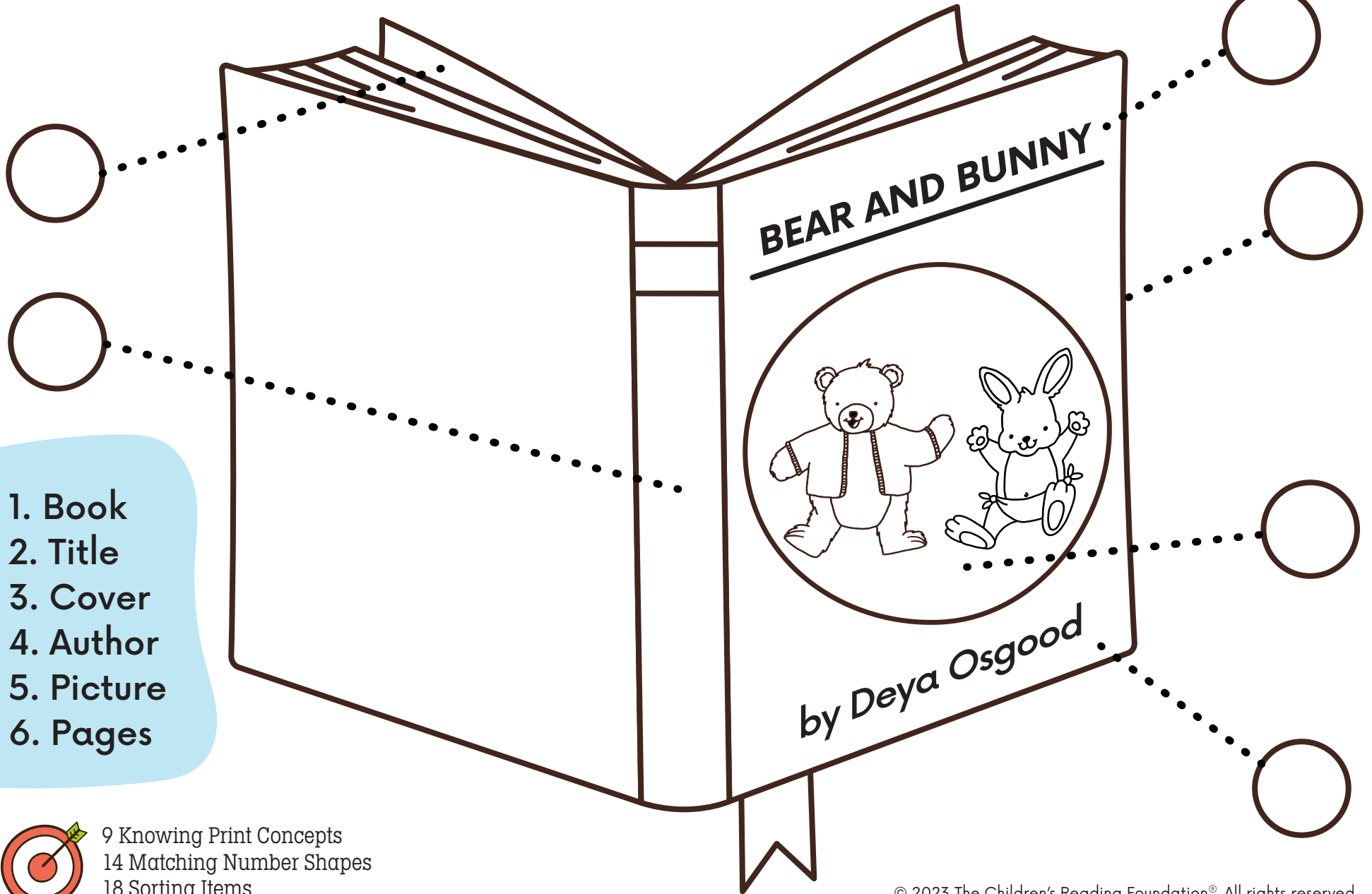
# CREATE YOUR OWN COMIC STORY



Comic Story Title:	
Artist's Name:	


# The Parts of a Book!

Help your child discover the different parts of a book with this delightful activity sheet. Write the corresponding number in the circle that matches the part of the book. For an added bonus, have your child color the book, too!



1. Book
2. Title
3. Cover
4. Author
5. Picture
6. Pages



9 Knowing Print Concepts  
14 Matching Number Shapes  
18 Sorting Items





The Children's Reading Foundation

Read Together 20 Minutes Every Day™

# CONGRATULATIONS!

You completed The Children's Reading Foundation Summer Reading Kit.

**SUPER SUMMER READER!**

\_\_\_\_\_  
Name

\_\_\_\_\_  
Date

\_\_\_\_\_  
Awarded by

**Read Together 20 Minutes Every Day™**

